



## LESSON SCENARIO 13: THALES'S THEOREM

Topic: Geometry

Level: Age 14 -15



Foreknowledge: Elementary mathematic operations, solving linear equations with one unknown

Correlation: Everyday life, Geometry

Time: 55 minutes

### LEARNING OUTCOMES

- Students will learn about Thales's Theorem
- They will be able to apply one of the criteria of similar triangles based on one problem that had been drawn from the History of Mathematics

### TEACHING METHODS

- Group work
- Cooperation
- VR technology

### KEY WORDS

- Thales's theorem
- Similar triangles

### RESOURCES

- Paper
- VR headset

## ACTIVITIES

### INTRODUCTION: RULES OF CONDUCT WHEN USING VR IN THE CLASSROOM (5 min)

The teacher starts discussion with the students asking them about the use of VR and their expectations in using VR in classroom.

After the discussion the teacher defines the work methods and rules of conduct for students regarding safety precautions for using VR headsets in the classroom and learning in virtual environment:

- listen to the teacher carefully
- remove physical obstacles before using VR
- always work in pair - never alone
- keep the device clean. Sanitize it after use.

### INTRODUCTION TO THALES OF MILETUS AND HIS THEOREM (15 MIN)

The teacher will then remind Thales' theorem to the students:

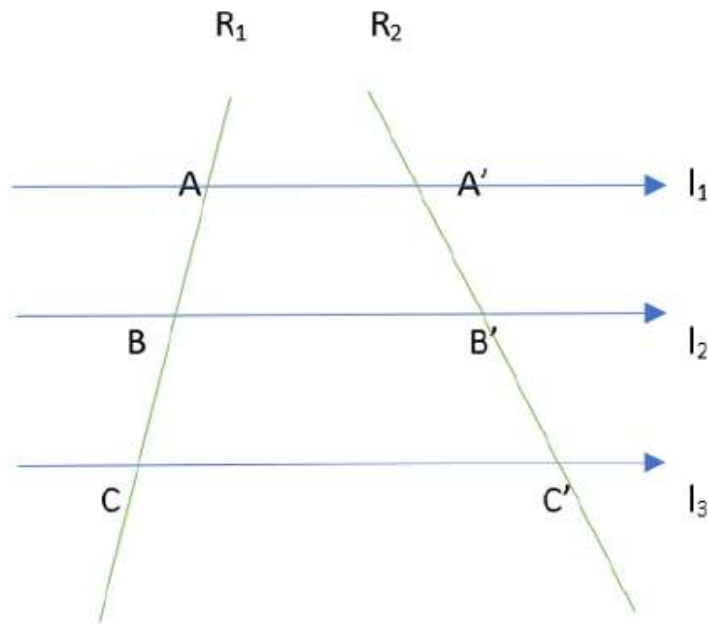
Thales' theorem

Thales of Miletus is being widely known for his theorems in the field of geometry. One of them, is the theorem presented below:

If we have three parallel straight lines  $L_1$ ,  $L_2$  and  $L_3$  which they cut (intersect) other two ones, namely  $R_1$  and  $R_2$ , then they produced proportional segments.

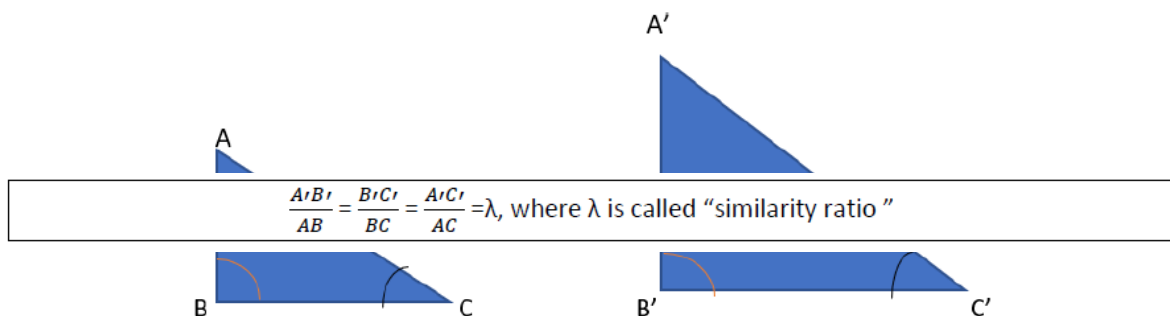
That is, if  $L_1 // L_2 // L_3$  and they intersect  $R_1$  and  $R_2$ , then  $\frac{AB}{A'B'} = \frac{BC}{B'C'} = \frac{AC}{A'C'}$

The teacher can further explain or remind that the above statement is correlation with similar triangles using the example on the handout:



Moreover, the theory of similar triangles is strongly correlated with Thales theorem. Specifically, there are three criteria of similarity; here we will focus on the second criterion of similarity (usually found as AA criterion of similarity, which is being formed as follows:

If two triangles have two of their angles equal (one by one) then they are similar triangles



Let's suppose that angle B of triangle ABC is equal to angle B' of A'B'C' and that angle C is equal to the angle C'. Then, according to the AA criterion of similarity given above, we can conclude that the triangles ABC and A'B'C' are similar, thus getting the following proportion:

The teacher will ask the students to pair up. One of the students, student (A), will be the one with the virtual reality headset and the other student, student (B), will be the one writing. Student (B) will guide and help student (A) by writing on paper the exercises.

At some point, it is being suggested that the students swap places – so that student (B) is now the one with the virtual reality headset and student (A) the one writing – so that they can both use the application.

When clicking on the virtual reality application MATH REALITY, the students will have to select Thales' theorem from the book of exercises (select Thales' Theorem). Student (A) will have to answer the questions with student's (B) support and click on the button "Check the answer".

**EXERCISE 1: Introducing the exercise and accomplishment of the task (40 min):**

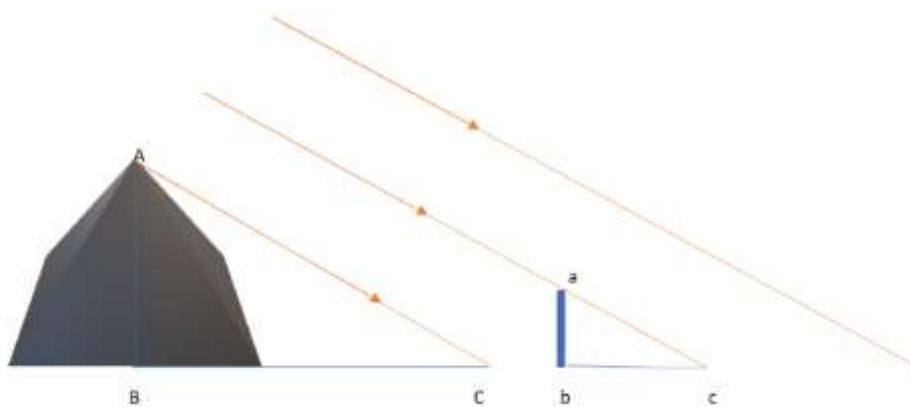
### TASK

Student (B) can remind student (A) – the student with the virtual reality headset – the following:

Based on the history of mathematics, and according to Plutarch (Ancient Greek Essayist), Thales of Miletus used the theory of congruent triangles in order to solve a practical problem which had arisen at his ages. It is said that since then, nobody had managed to calculate the height of the pyramid of Cheops, due to the peculiarities of its shape (it had been built sideways).

However, Thales managed to solve this problem by calculating the length of the pyramid's shadow, thus earning the admiration of the Egyptian King. Amasis.

The following picture depicts Thales's solution:



At a particular time of the day during which the rays of the sun were sideways of the pyramid, Thales placed a stick in parallel with the pyramid, whilst he immediately observed the shadow of the stick on the ground. Subsequently, he realized that the length

of the stick ( $ab$ ), the length of the stick's shadow ( $bc$ ), as well as the length of the pyramid's shadow ( $BC$ ) were all easily measurable quantities. Accordingly, he managed to count the pyramid's height by applying the first criterion of congruence in the two triangles that had been shaped.

Observe the picture above and work on the following questions:

**Question 1:** Which two triangles did he use in order to apply the AA criterion of similarity? Use the letters given in the picture above to define the triangles.

**Answer 1:** The triangles are: triangle  $ABC$  and triangle  $abc$

**Question 2:** How did Thales of Miletus prove that he could apply the specific criterion of similarity? In other words, how did he know that the prerequisites stated in the AA criterion of similarity were valid for this specific case?

**Answer 2:** The prerequisites of the AA criterion of the similarity are the following:

The two triangles should have two of their angles equal, one by one.

- In this case, the angle  $B$  is equal to the angle  $b$  inasmuch both the segments  $AB$  and  $ab$  are perpendicular to the ground, thus forming a right angle in both cases.
- Concurrently, the angle  $C$  is equal to the angle  $c$ . "Thales applied the experiment at a particular time of the day during which the rays of the sun were sideways of the pyramid" is being stated within the instructions of the tasks. This implies that the rays of the sun were parallel at this time, which means that the angle  $C$  is equal to the angle  $c$ .

Accordingly, we have proved that the two triangles have two of their angles equal, one by one, a fact that signifies that Thales was allowed to use the specific criterion.

**Question 3:** Which is the proportion that Thales formed in order to estimate the height of Cheops's pyramid?

**Answer 3:**  $\frac{AB}{ab} = \frac{BC}{bc}$  where  $AB$  is the height of the pyramid

**Question 4:** Let's suppose that the length of the stick was 2 feet, the length of its shadow was 4 feet, while the length of the pyramid's shadow was 912 feet. By applying the proportion of 'Question 3', calculate the height of the Cheops's pyramid.

**Answer 4: AB is the height of the pyramid**

$$ab = 2$$

$$bc = 4$$

$$BC = 912$$

$$\frac{AB}{2} = \frac{912}{4}$$

$$\frac{AB}{2} = 228$$

$$AB = 228 \times 2$$

$$AB = 456 \text{ feet}$$

**Question 5: Calculate the similarity ratio.**

**Answer 5:**

$$\lambda = \frac{AB}{\alpha\beta} = \frac{BC}{bc}$$

$$\lambda = \frac{912}{4} = \frac{456}{2} = 228$$

## EVALUATION

1. I like the way of work in this lesson.	1	2	3	4	5
2. This lesson was interesting.	1	2	3	4	5
3. It is clear what I was supposed to learn in this lesson.	1	2	3	4	5
4. The subject matter was clearly explained.	1	2	3	4	5
5. I have learned the subject matter.	1	2	3	4	5
6. I think I actively participated in this lesson.	1	2	3	4	5
7. I was more active in this lesson than usually.	1	2	3	4	5
8. By being active I contributed to the quality of the lesson.	1	2	3	4	5
9. I was motivated for work in this lesson.	1	2	3	4	5
10. I prefer using VR in lessons.	1	2	3	4	5
11. Name two things you liked in this lesson.					
12. Name two things you didn't like in this lesson.					

## INCLUSIVENESS GUIDELINES

Every student is different and their needs for the material might vary. Below you will find several tips that could make mathematics lesson more inclusive for students who struggle with learning disorders.

- When giving assignments to classroom try to break them into small pieces of information. Avoid the double tasks in the instructions. Remember that in case of operations/exercises with multiple steps, it is critical to help learners decompose the steps.
- You can use checklists for your students to make sure they have done all the steps
- Make sure the font, line spacing, and alignment of your document is accessible for students with learning disorders. It is recommended to use a plain, evenly spaced sans serif font such as Arial and Comic Sans. Others: Verdana, Tahoma, Century Gothic and Trebuchet. Spacing should be 1.5 and try to avoid justification in the text.
- At the end of each activity, take some time to ask the students what they have learnt to acknowledge every step in their learning process
- Make sure that the material the students manipulate is easy enough to grasp
- While using different media (paper, computer and visual aids) choose different background than white which can be too bright for students with learning disorders. The best choice would be cream or soft pastel but try to test different colours to learn more about student's preference.
- To stimulate short and long-term memory prepare for all the students in the classroom an outline describing what they are going to learn on this lesson and finish it with a resume of what has been taught. In this way they will strengthen the ability to remember information.

### EXAMPLE:

#### 1. Start every lesson with a short "CHECK-IN"

- Today, we will study the topic (name of the topic)
- I will tell you about: (name 3 keywords connected with the topic)
- Then I will present exercises: (name the exercises form the student book)
- Then we will do exercises (explain the way student will be working: ex. together with teacher / in pairs /individually)
- Once the exercises will be done [To continue]

#### 2. Then finish lesson with a short "CHECK-OUT"

- During the lesson we learn about (topic of the lesson)



- The most important things were: (name 3 keywords connected with the topic)
- We were able to do... (tell about the work student done during the lesson)
- We will explore the topic next time when we will learn about (name the following topic)

It is a small adjustment that will take 5 min from the lesson but can make a great difference in the way that the material will be remembered. Try to create this as a routine habit.